



District Report Card: 2017


State: Haryana	District: Jhajjar
Class: 3	Subject: Language
Schools: 61	Students: 962


Participation/Coverage


Students

<div>GENDER</div> <div></div>	Boys				Girls			
	Number		%		Number		%	
	424		44.07		538		55.93	

<div>AREA</div> <div></div>	Rural				Urban			
	Number		%		Number		%	
	774		80.46		188		19.54	

<div>CATEGORY</div> <div></div>	SC		ST		OBC		GEN	
	Number	%	Number	%	Number	%	Number	%
	461	47.92	0	0.00	178	18.50	323	33.58

<div>CWSN</div> <div></div>	LD	VI	HI	S&LD	ID	Oth
	2	3	1	6	6	4

<div>Management</div> <div></div>	Government			Government-aided		
	Number		%	Number		%
	941		97.82	21		2.18

Average Performance of Students in Language (%)

Overall	Gender		Area		Management		Social Group			
	Male	Female	Rural	Urban	Govt.	Aided	SC	ST	OBC	GEN
62.72	60.05	64.82	63.35	60.11	62.91	53.97	62.68	0.00	64.76	61.65

Performance on Learning Outcomes (LOs)

Learning Outcomes	Description	Average Performance(%)
L304	Reads small texts with comprehension i.e., identifies main ideas, details, sequence and draws conclusions	62.79
L312	Reads printed scripts on the classroom walls: poems, posters, charts etc.	62.58

Range of Performance of Students who Answered Correctly							
Below 30%		30% - 50%		50% - 75%		Above 75%	
Number	%	Number	%	Number	%	Number	%
166	17.26	120	12.47	236	24.53	440	45.74

Lowest Performing Learning Outcomes (LOs)

1 - Reads printed scripts on the classroom walls: poems, posters, charts etc. (62.58)

2 - Reads small texts with comprehension i.e., identifies main ideas, details, sequence and draws conclusions (62.79)